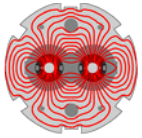





# LHC near and medium term prospects

Mike Lamont  
for the LHC team



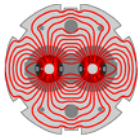
# Preamble

$$L = F \frac{N_b N_1 N_2 f_{rev}}{4\pi\sigma_x\sigma_y} \leftarrow \text{This is an equation. (a)}$$

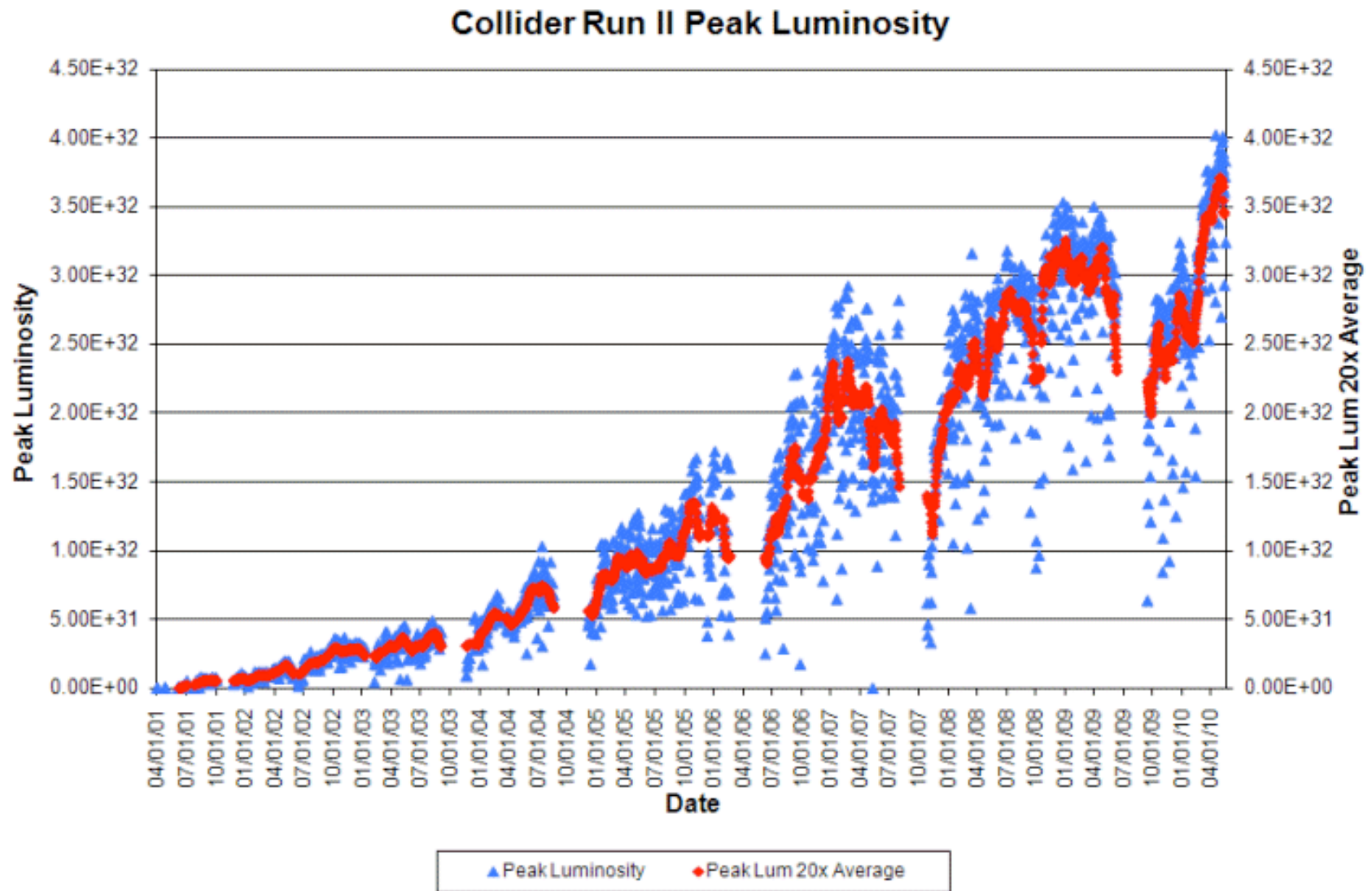


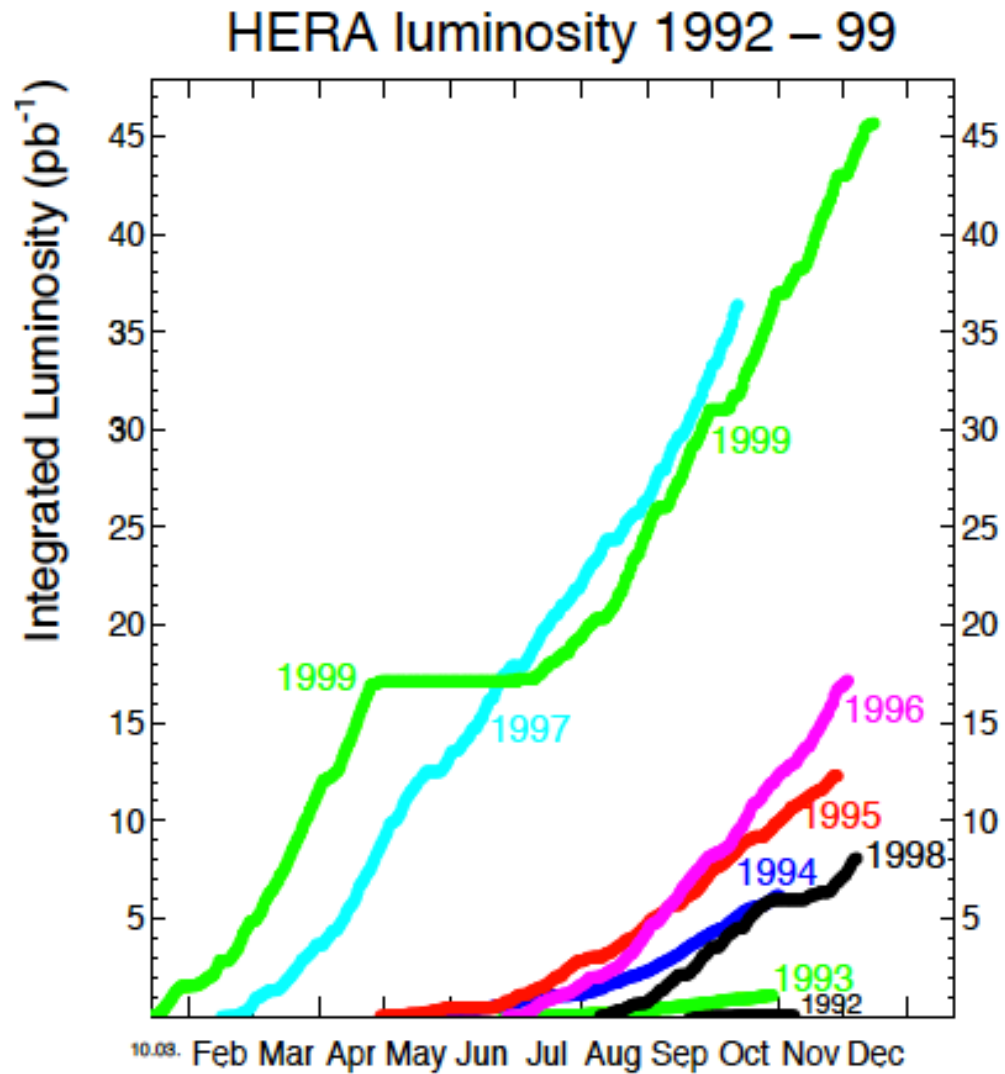
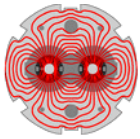
It is a lot easier to inject lots of high intensity bunches into a than it is b

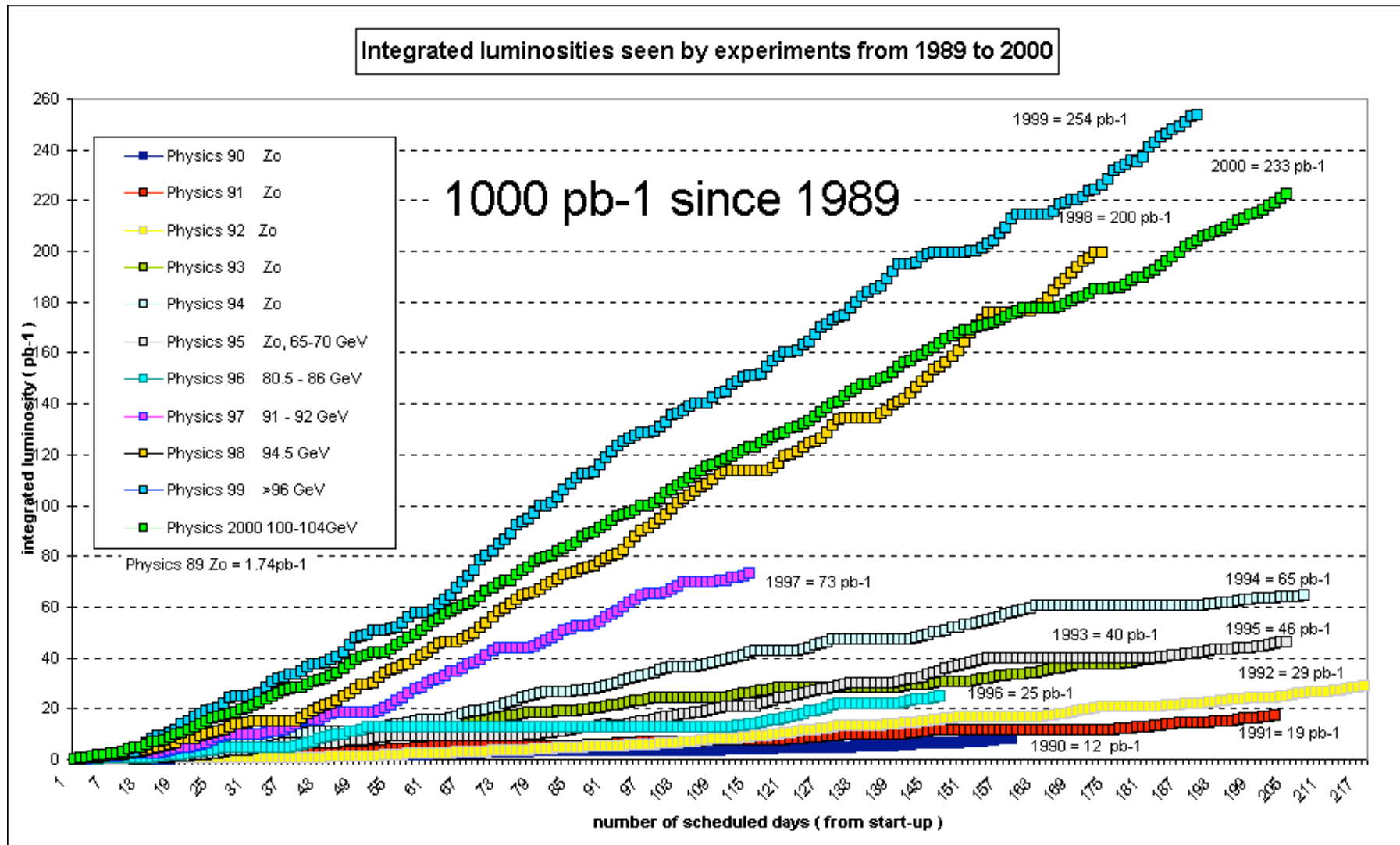
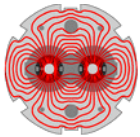
$\leftarrow$  This is a particle accelerator. (b)



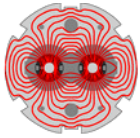
# Tevatron







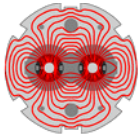
**MESSAGE: IT TAKES TIME!**



# The present - recap

---

- “The LHC is a fabulous machine.” Lyn Evans
- Magnetically and optically well understood
  - Excellent agreement with model and machine
- Magnetically reproducible
  - Important because it means optics and thus set-up remains valid from fill to fill
- Aperture clear and as expected
- Excellent performance from instrumentation and controls
- Key systems performing well
  - Injection
  - Beam dump
  - Collimation
  - Machine protection

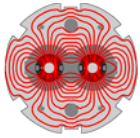


# The present - recap

---

- Ramp and squeeze
  - In general under control
- Inject, ramp and squeeze multiple bunches and bring them into stable beams.
- Keep them there
  - Maximum fill length – a remarkable 30 hours
- And do it again
- Routinely over-inject nominal bunch intensities and ramp them to 3.5 TeV
  - Not without some problems - probing limits already

**A remarkably successful initial commissioning period**



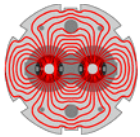
## But also...

---

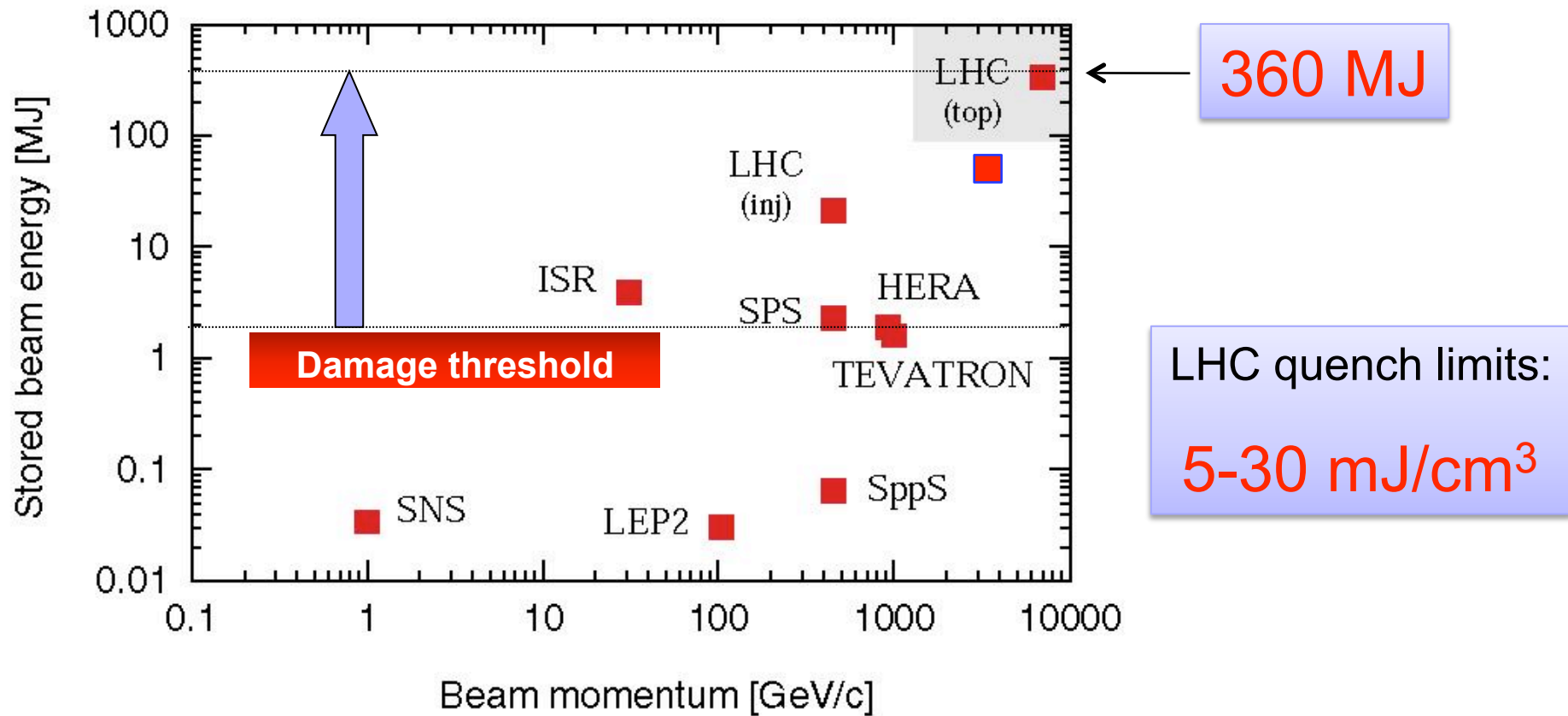
- Daily challenge of operating an immensely complex machine
- Omnipresent concern for machine safety
- Dependent on some huge supporting systems :
  - cryogenics, quench protection systems, powering, access, vacuum...
- Dependent on a large number of critical sub-systems:
  - RF, synchronization, timing, transverse feedback, orbit & tune feedback, beam instrumentation – huge distributed systems, controls infrastructure, software, databases
  - Most of which are performing well but we still have some features left to iron out and commissioning to finish

**Problems eat into our availability and some of it gives us pause when considering machine safety**

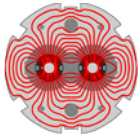




# The challenge



***At less than 1% of nominal intensity LHC enters new territory.***




# The challenge

- The **11 GJ** of energy stored in the magnets are sufficient to heat and melt 15 tons of Copper ( $\sim 1.7 \text{ m}^3$ ).
- The **360 MJ** stored in the nominal beam correspond to  $\sim 80 \text{ kg}$  of TNT.  
*Plasma-hydrodynamic simulations indicate that the beam will drill a  $\sim 30 \text{ m}$  long hole into Copper.*

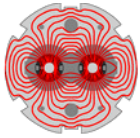
Something we tried earlier:

Sliced open an transfer line vacuum chamber with the impact of  
 **$\sim 1\%$  of a nominal LHC beam** during an “incident”



Equivalent to  
around 48 bunches  
of  $1e11$  at 3.5 TeV

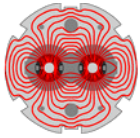
Figure 4. Damage observed on the inside of the vacuum chamber, on the beam impact side. A groove approximately 110 cm long due to removed material was clearly visible, starting at about 30 cm from the entrance.



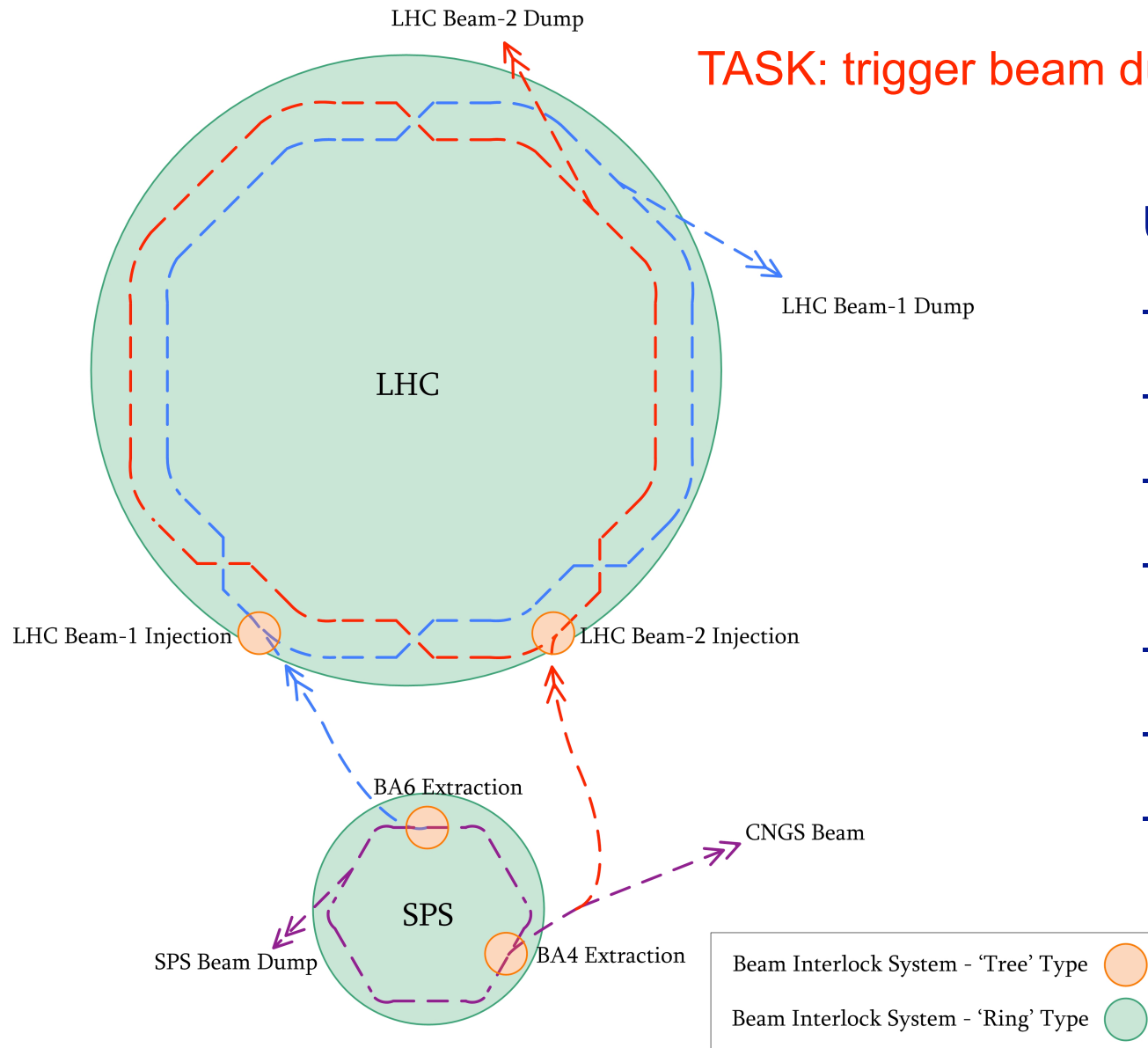
---

5 important machine things  
or why we can't deliver  $1\text{e}32\text{ cm}^{-2}\text{s}^{-1}$  immediately

# **PEDAGOGICAL BREAK**



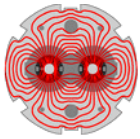
# Beam Interlock System



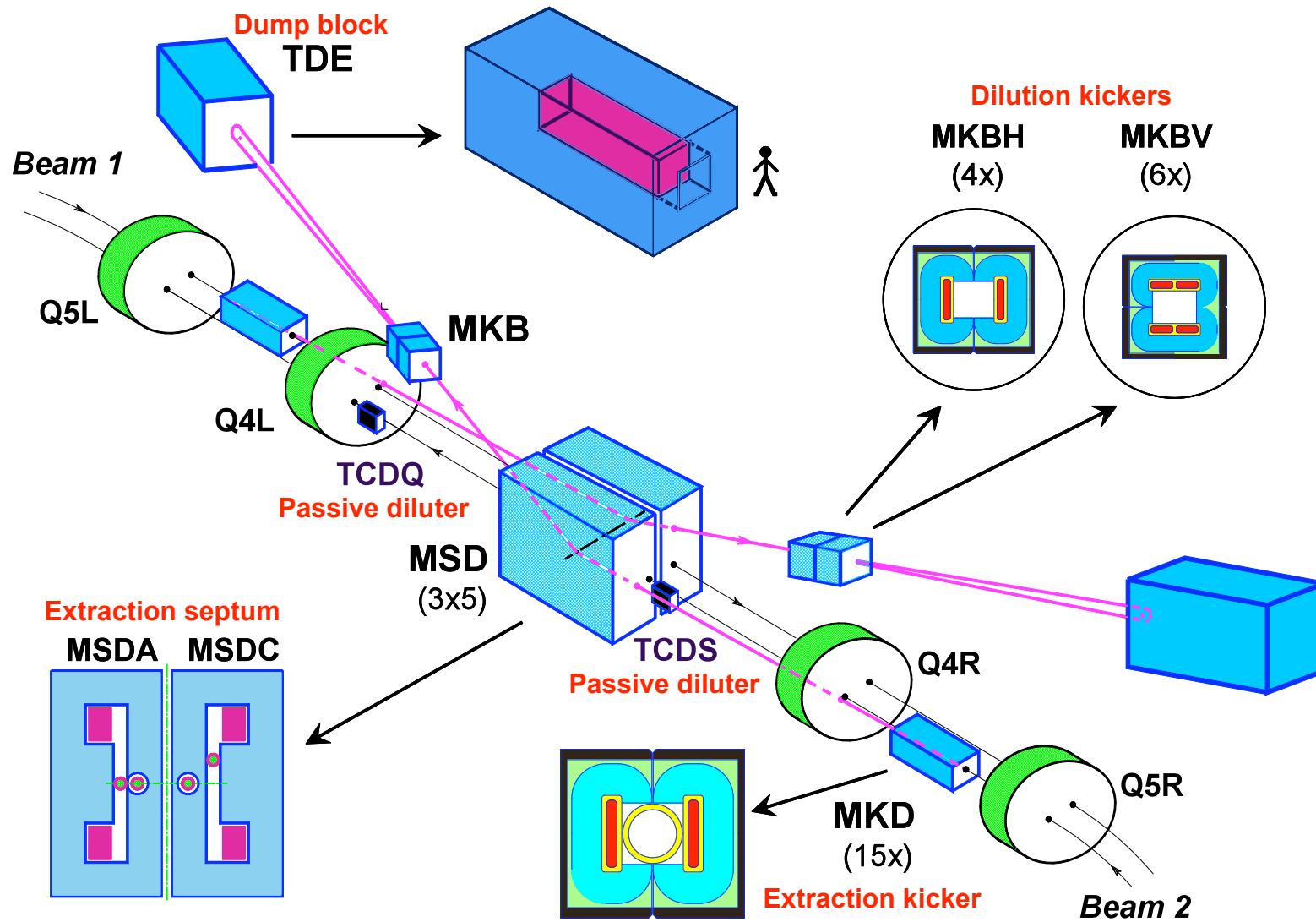
**TASK: trigger beam dump within 3 turns**

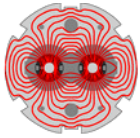
User inputs include:

- Experiments
- BLMS
- PIC, WIC
- FMCM
- Vacuum
- Beam dump
- OP



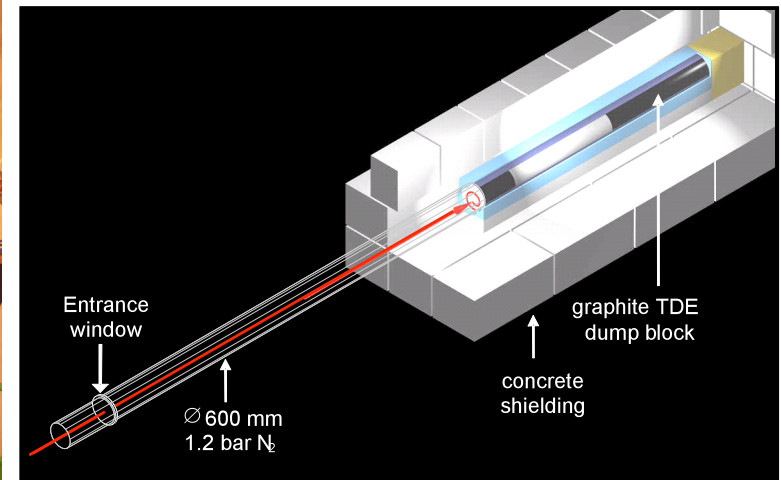

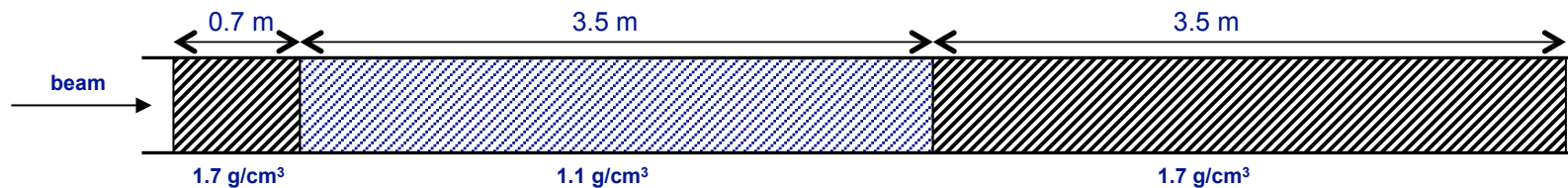
# The beam dump

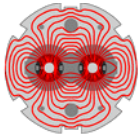




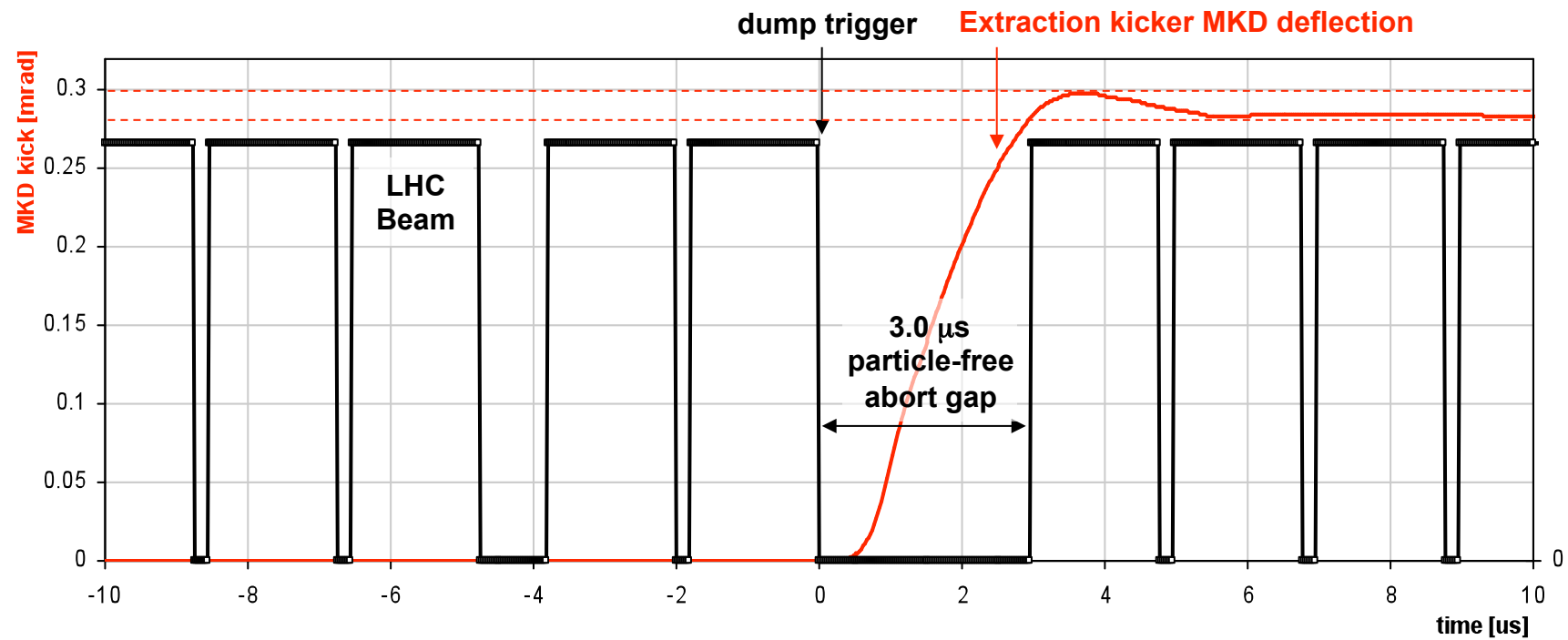
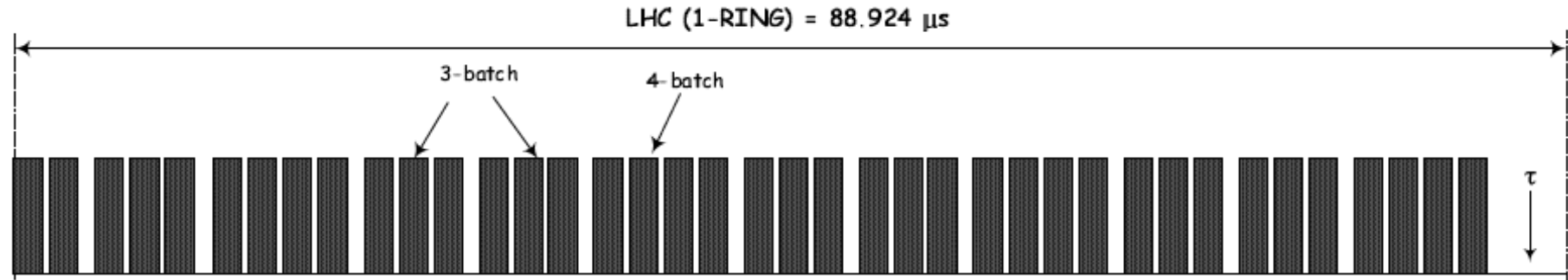
# Beam dump block (TDE)

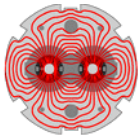
- 700 mm  $\varnothing$  graphite core, with graded density of 1.1 g/cm<sup>3</sup> and 1.7 g/cm<sup>3</sup>
- 12 mm wall, stainless-steel welded pressure vessel, at 1.2 bar of N<sub>2</sub>
- Surrounded by ~1000 tonnes of concrete/steel radiation shielding blocks





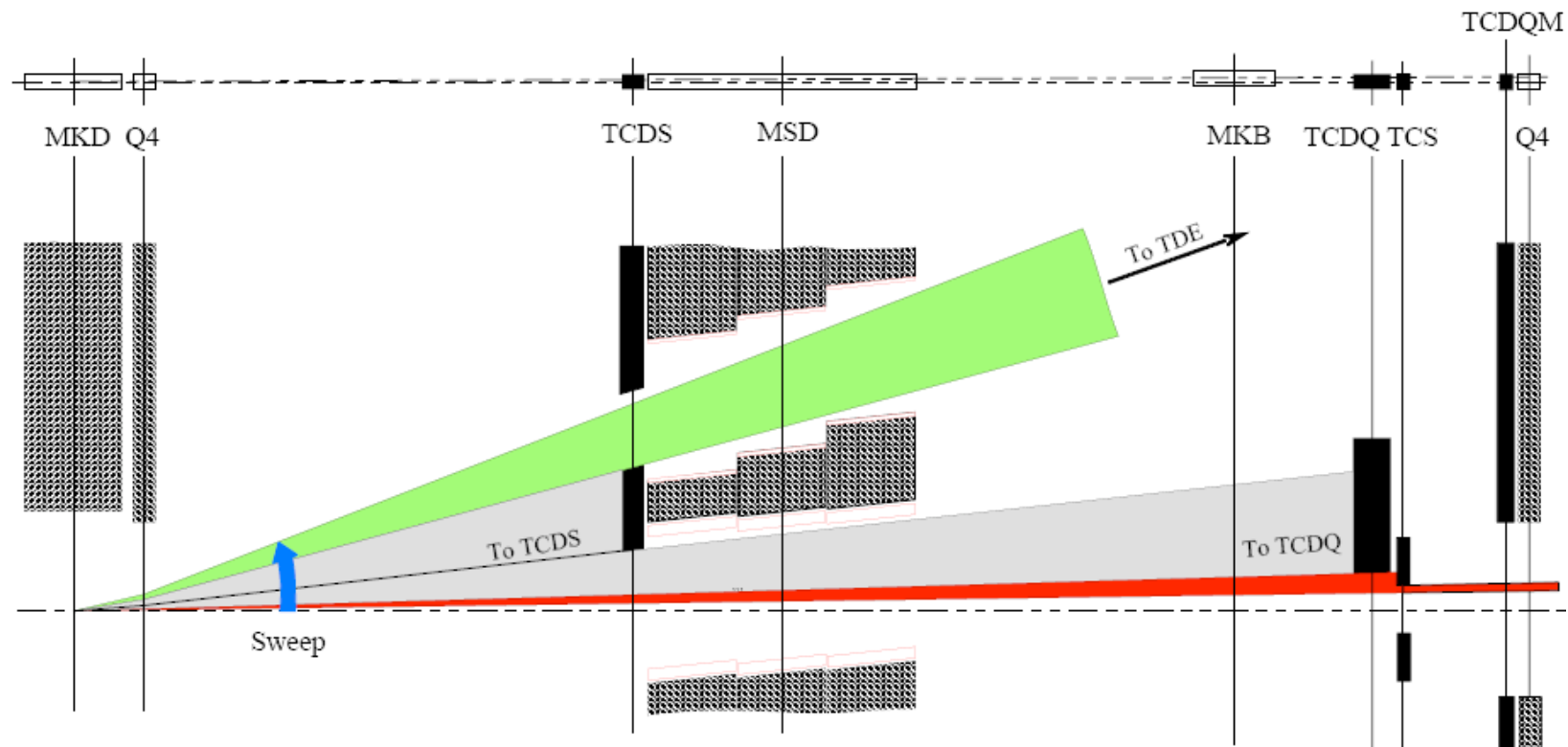
# Abort Gap



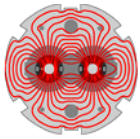


# Asynchronous beam dump


- Asynchronous beam dump → quench or damage
  - Several failures possible (synchronisation, MKD erratic)
- Precautionary measures include:
  - TCDS (fixed) – 6 m long diluter protects extraction septum
  - TCDQ/TCS (mobile) – 7 m long diluter kept at about 7-8  $\sigma$  from the beam at all times







# Collimation

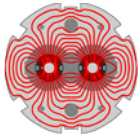


beam

Almost 100 collimators and absorbers.

Alignment tolerances  $< 0.1$  mm to ensure that over 99.99% of the protons are intercepted.

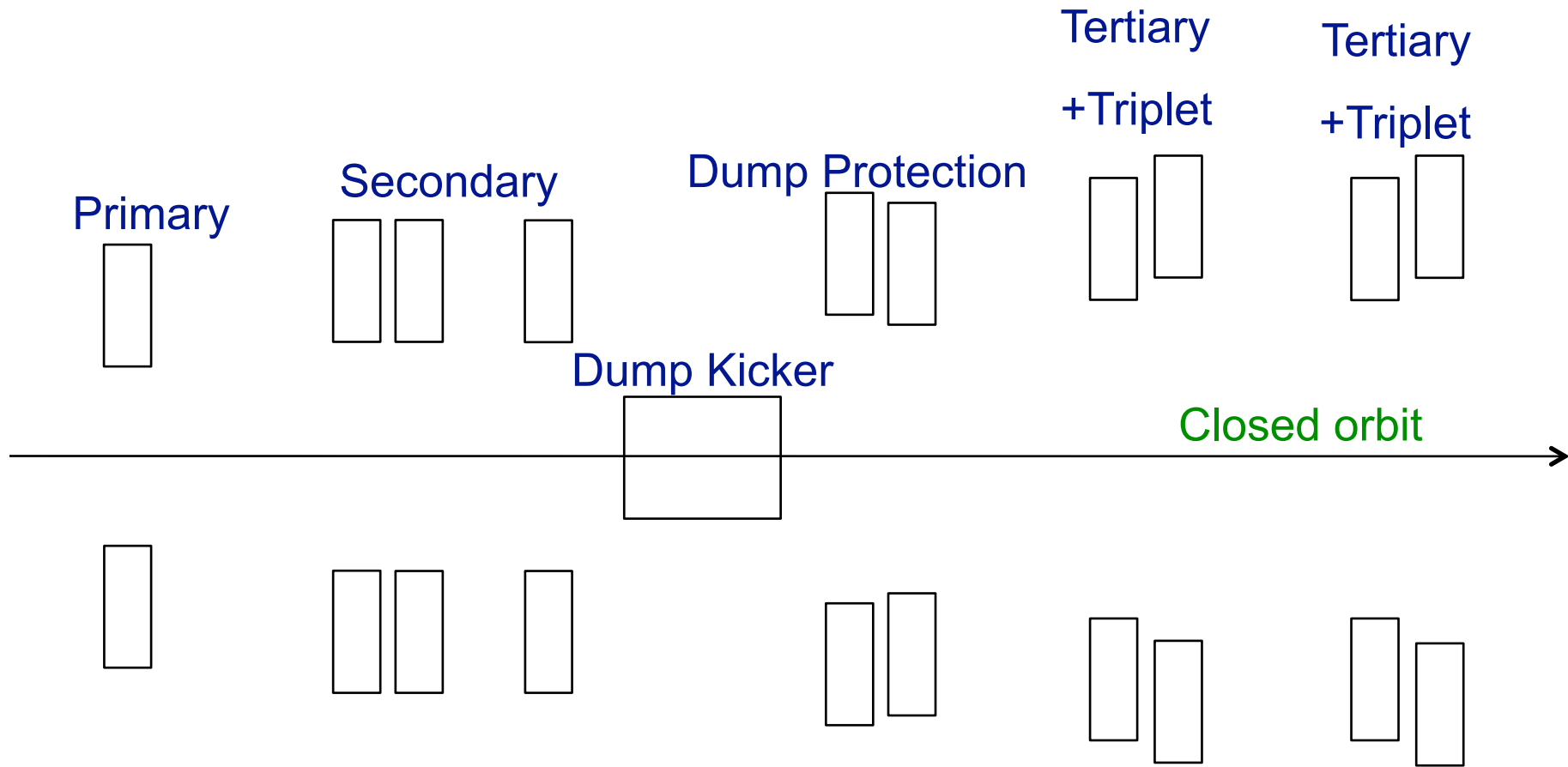
Primary and secondary collimators are made of reinforced graphite – robust.



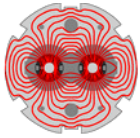
# Pedagogical collimation 1

Ralph Assmann

- Collimation is set up with multi-stage logic for cleaning and protection
- Let's look in normalized phase space, talking in nominal sigmas:

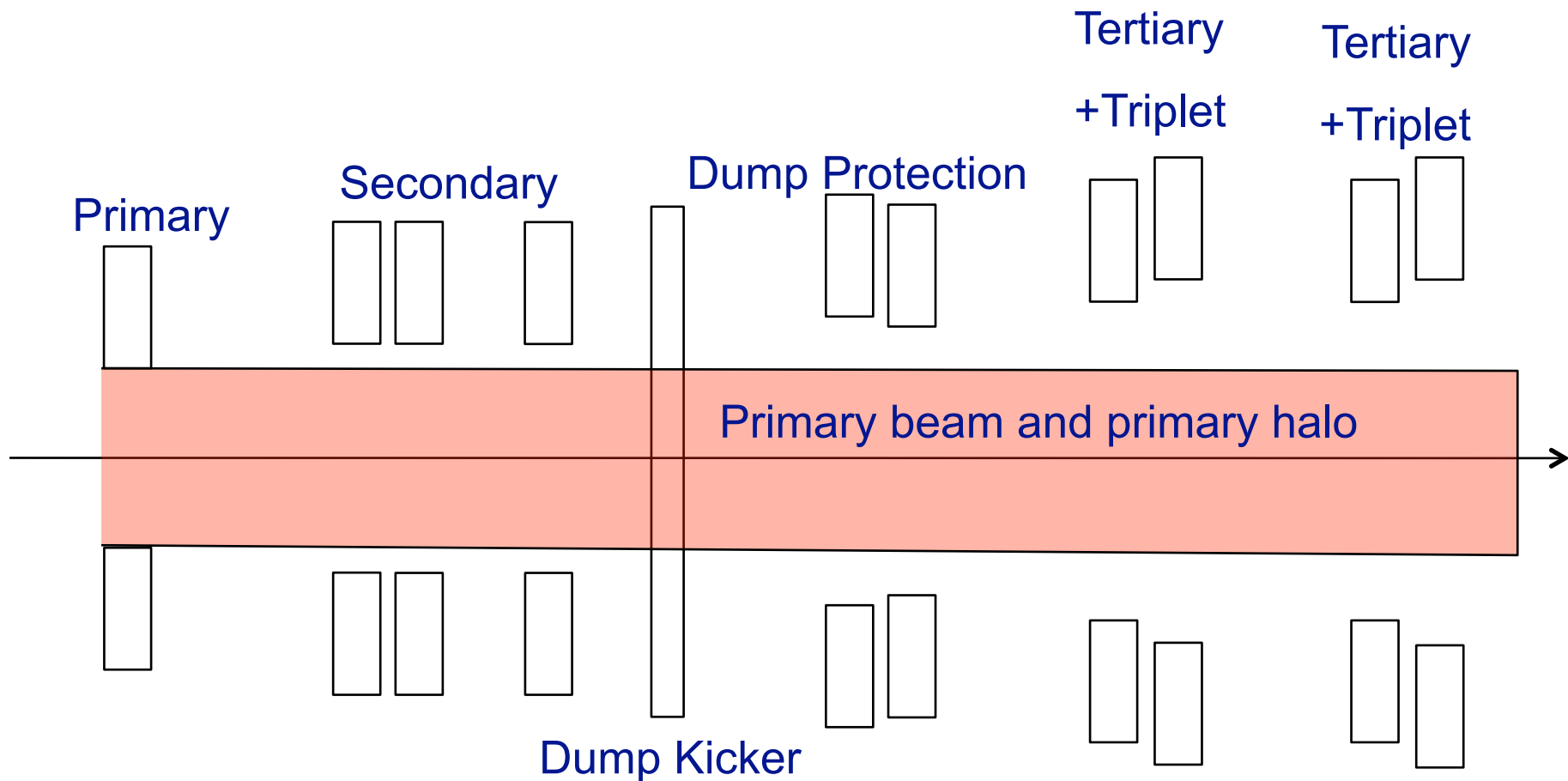


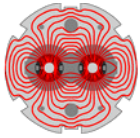
“The hierarchy”



# Pedagogical collimation II

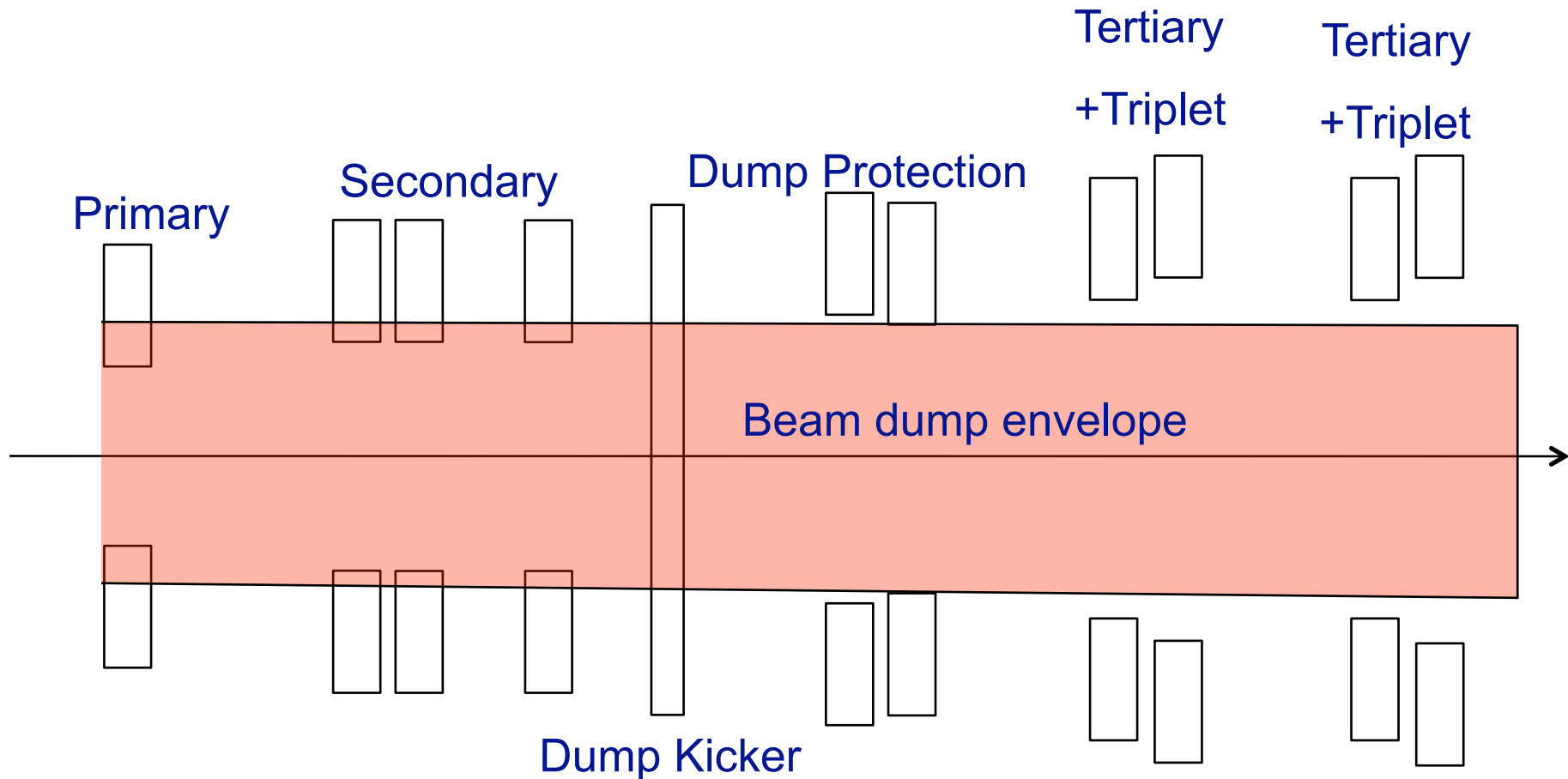
- Collimation is set up with multi-stage logic for cleaning and protection
- Let's look in normalized phase space, talking in nominal sigmas:

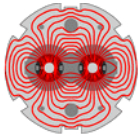




# Pedagogical collimation III

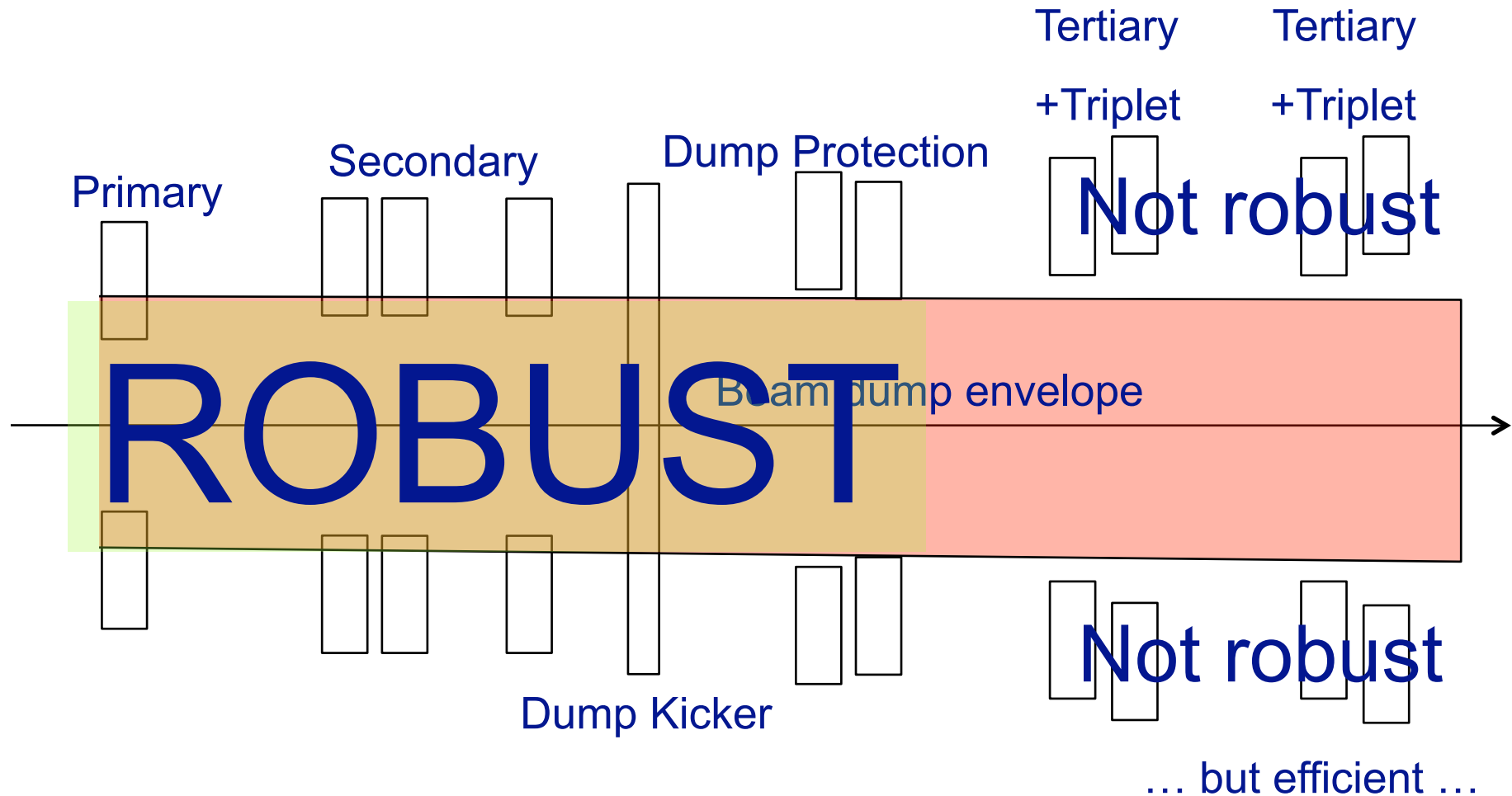
- Collimation is set up with multi-stage logic for cleaning and protection
- Let's look in normalized phase space, talking in nominal sigmas:

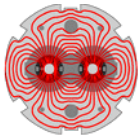




# Pedagogical collimation IV

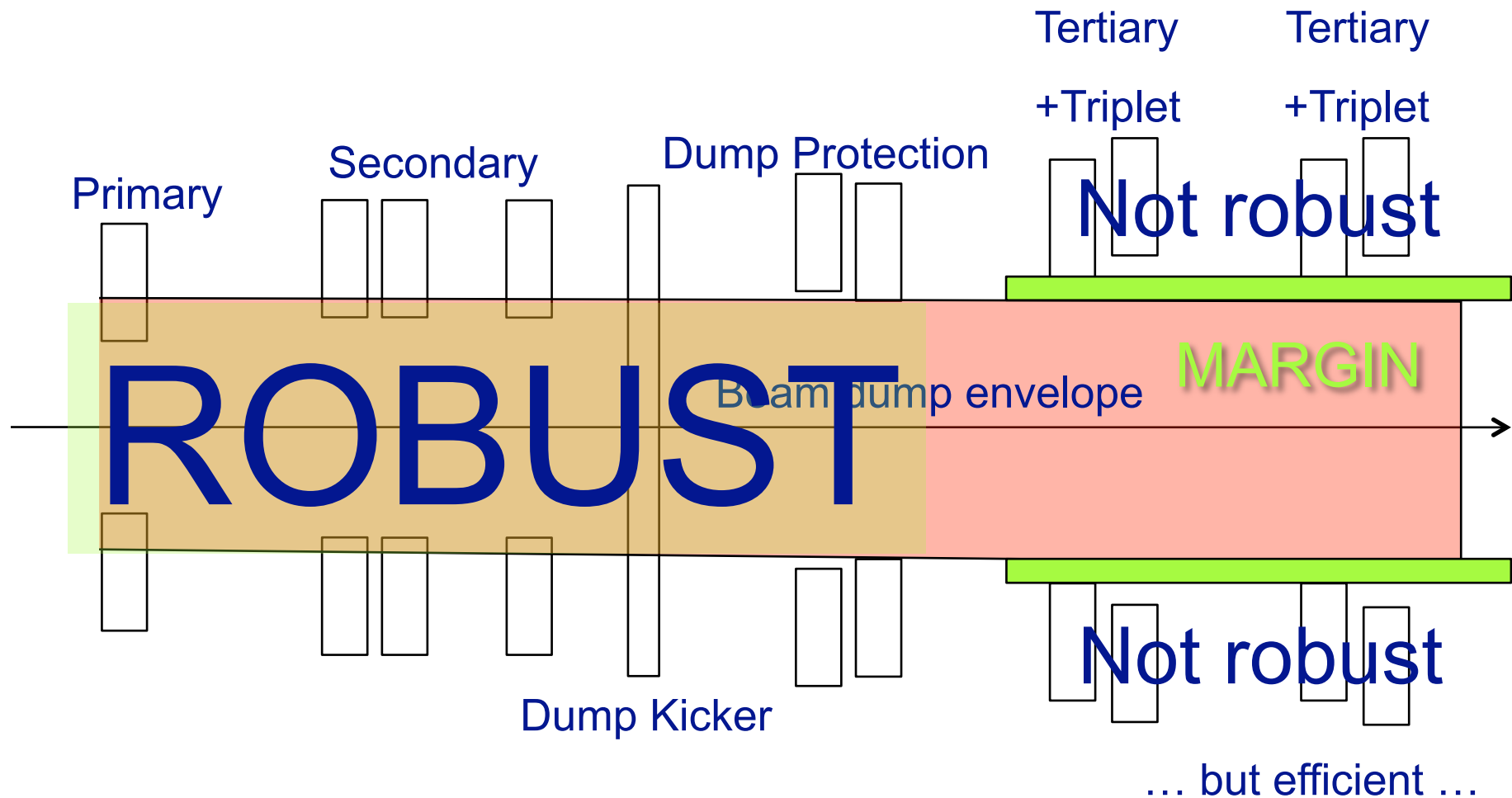
- Collimation is set up with multi-stage logic for cleaning and protection
- Let's look in normalized phase space, talking in nominal sigmas:

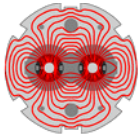




# Pedagogical collimation V

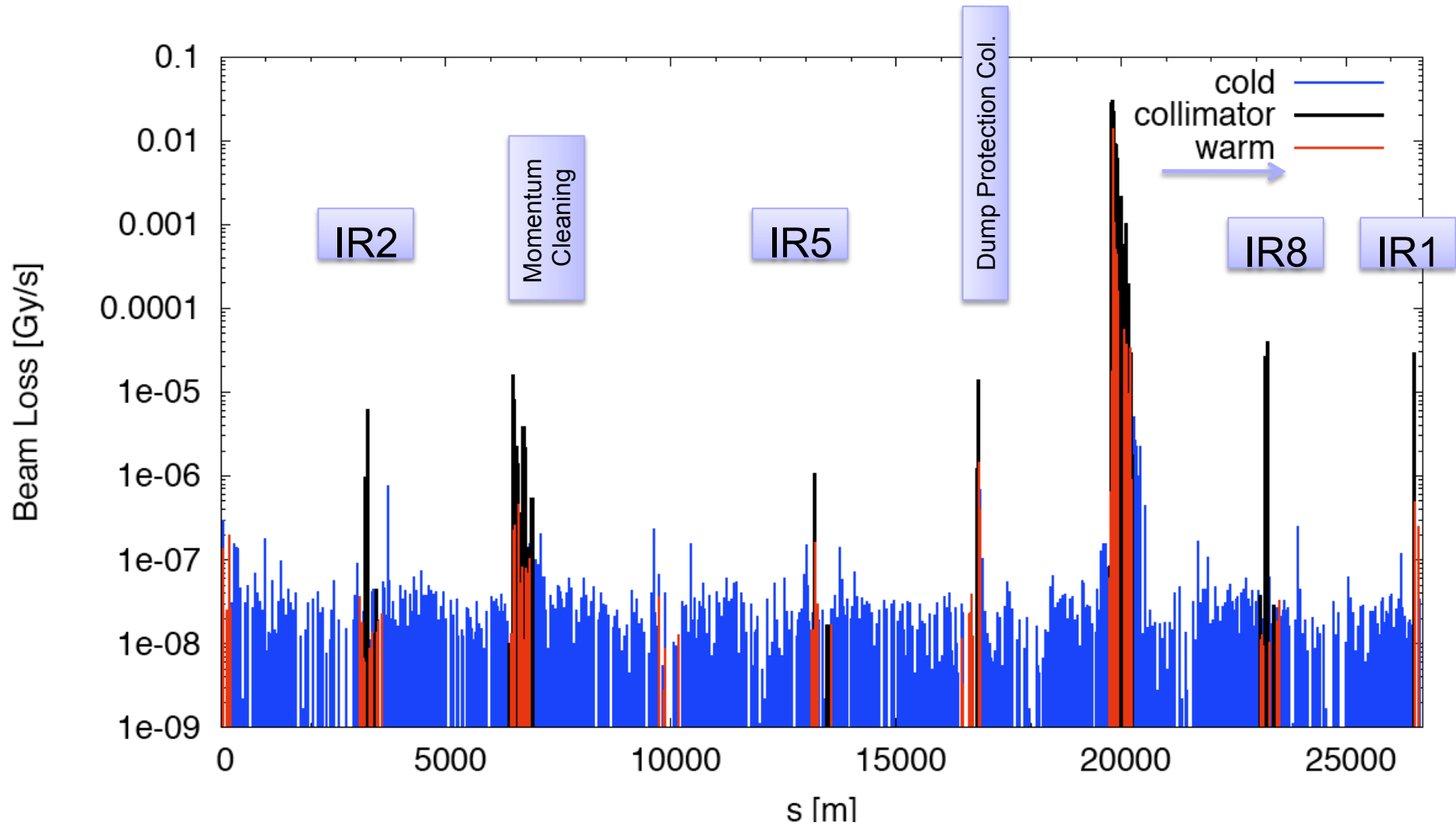
- Collimation is set up with multi-stage logic for cleaning and protection
- Let's look in normalized phase space, talking in nominal sigmas:

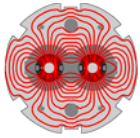




# Measured Cleaning at 3.5 TeV

(beam1, vertical beam loss, intermediate settings)



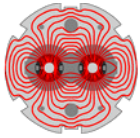


# Conclusions from the pedagogical break

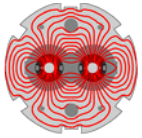
---

- The collimators and protection devices must be in position at all times
- The hierarchy must be respected
- The collimators and protection devices are positioned with respect to the closed orbit
- Therefore the closed orbit must be in tolerance at all times. **This includes the ramp and squeeze.**
  - **Orbit feedback becomes mandatory**
- If these rules are not respected something will get broken.
- **It will take us some time to make sure we are fully, absolutely, completely, obeying these rules.**





# LOOKING AHEAD - PLANNING

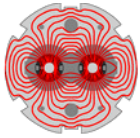


## 2 years cycle: global strategy

- Operate machines on a 2 year basis



- Technical stops to solve non-conformities and anticipate preventive maintenance
- Mid-period: Christmas break to perform minimum maintenance activities
- Allow a month's recommissioning after a long shutdown

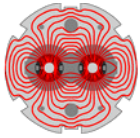


# Operation month/year

---

After a year or so...

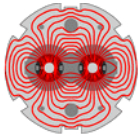
- 30 days per month
- ~3 day technical stop & recovery
- ~2 days machine development
  
- ~60% machine availability
  - During which time we are dedicated to trying to do physics
  
- ~4 weeks of ions
- Other requests e.g. Totem



# Main shutdown drivers

---

Year	Main drivers	Secondary activities
2012	Splice consolidation	Possible collimation phase 2 – IR3 He Relief valves Atlas consolidation, installation of new forward beam pipes R2E
2015	Linac4 Collimation phase 2 CMS consolidation of calorimetry and forward pixel tracker	Booster upgrade RF cryogenics R2E
2017	Atlas phase 1: installation of a new pixel detector plus other upgrades	LHCb upgrade Alice inner vertex upgrade R2E Prepare for crab cavities
2020	HL-LHC upgrade	Atlas phase 2 Alice phase 2

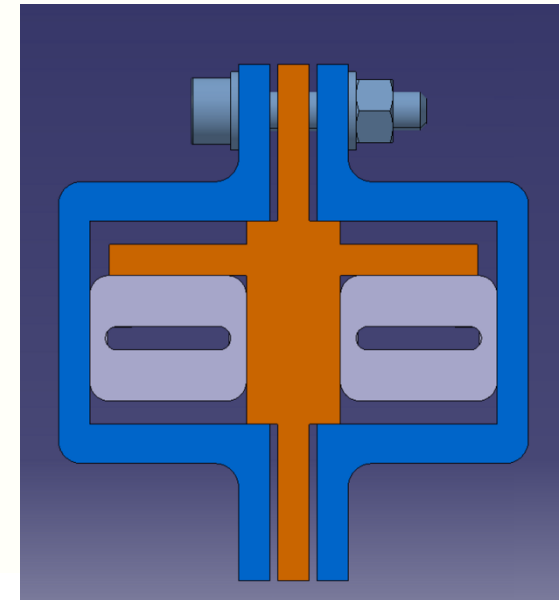
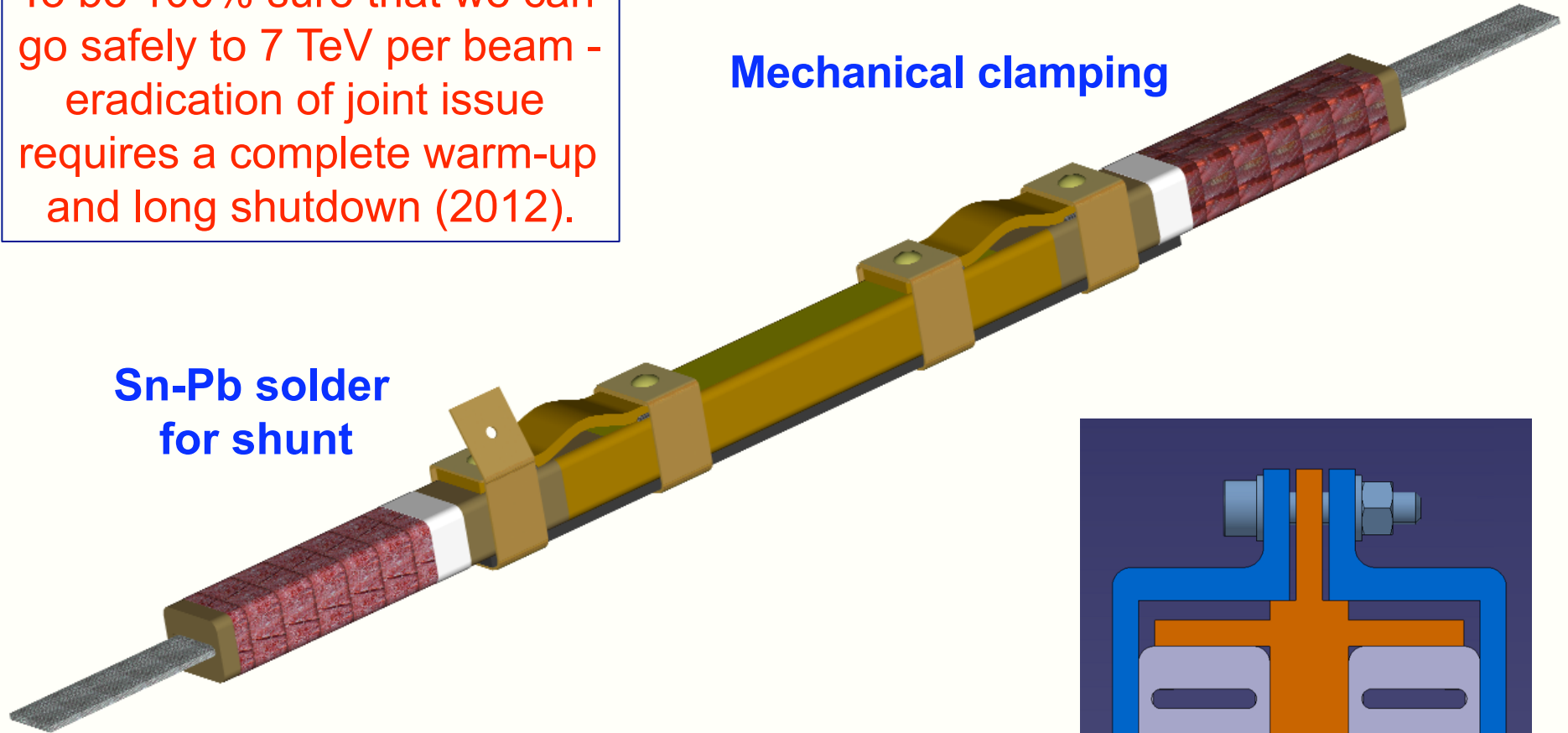


# The consolidated main IC splice

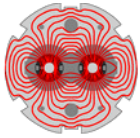
To be 100% sure that we can go safely to 7 TeV per beam - eradication of joint issue requires a complete warm-up and long shutdown (2012).

**Mechanical clamping**

**Sn-Pb solder for shunt**



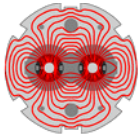
Francesco Bertinelli



# Collimation phase 2

---

- Phase II (upgrade for nominal/ultimate intensities):
  - To be used in stable parts of operation like physics (robustness can be compromised).
  - Fixes limitations in efficiency, impedance and other issues.
- Warm leg
  - Additional secondary collimators and scrapers into IR3 and IR7 warm regions (already prepared)
- Cold leg
  - Collimators into super-conducting dispersion suppressors in IR7, IR3 and IR2.
  - Big job involving moving superconducting magnets, aim to do IR3 in 2012 shutdown

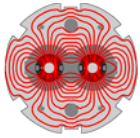


# LINAC4

---

- Stage one LHC Luminosity upgrade program
- Linac2 giving serious reliability/sustainability worries: persistent vacuum problems, obsolete RF tube design
  - instead of an intensive consolidation program, replace with a new LINAC.
- Implement at CERN modern technologies for better injection and reduced losses (H- injection etc.).

**Requires 7 months to link up with the booster  
and commission – no protons**

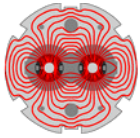


# LHC - medium term planning

	J	F	M	A	M	J	J	A	S	O	N	D
2010	nQPS										Ions	
2011											Ions	
2012	SPLICE CONSOLIDATION											
2013	SPLICE CONSOLIDATION											
2014											Ions	
2015	COLLIMATION PHASE 2, LINAC4											
2016											Ions	
2017	ATLAS: new pixel detector++, ALICE inner vertex upgrade, LHCb new vertex detector											
2018											Ions	
2019											Ions	
2020	HL-LHC upgrade											
		Technical stop or shutdown										
		Proton physics										
		Ion Physics										

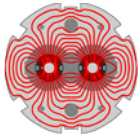
**NB: provisional**





# LOOKING AHEAD - LUMINOSITY

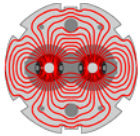




## 2010 – main aims

---

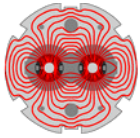
- Clear priority to lay the foundations for 2011 and delivery of  $1 \text{ fb}^{-1}$
- Need to perform a safe, phased increase in intensity with validation and a running period at each step
- Gain solid operational experience of faultlessly injecting, ramping, squeezing and establishing stable beams
- Need to finish commissioning of some critical sub-systems
  - E.g. Abort gap monitoring, abort gap cleaning, transverse damper
- Aim for steady running at or around 1 MJ over the summer



# This week's news

---

- Obvious benefits of first increasing bunch intensity and then number of bunches – hence interest in  $\sim 1e11$
- Higher intensity does bring challenges
  - Single bunch transverse instabilities, emittance blow-up, single bunch longitudinal instabilities, coupled bunch instabilities
  - Increased beam-beam
  - Machine protection issues
- These are anticipated, however causes to be understood quantitatively, cures to be deployed
- Decision this week – go for  $\sim 1e11$  at 3.5 m.
  - Initial indications show  $8e10$  might be easier
- Will take another  $\sim 2$  weeks to commission
- It is challenging... but we do have a lower intensity backup



# 2010 – pushing toward $1 \text{ e}32 \text{ cm}^{-2}\text{s}^{-1}$

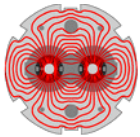
If  $1\text{e}11$  becomes operational...

STEP	Nb	Nc	Ib	Itot	MJ	Increase	Peak lumi	Days	Int. Lumi	Approx date
4	3	1	1.E+11	3.0E+11	0.2	1.2	2.5E+29	5	0.032	W4 June
5	4	2	1.E+11	4.0E+11	0.2	1.3	5.1E+29	5	0.066	W1 July
6	8	4	1.E+11	8.0E+11	0.4	2.0	1.0E+30	5	0.13	W2 July
7	20	10	1.E+11	2.0E+12	<b>1.1</b>	2.5	2.5E+30	10	0.6	W3 & 4 July
8	24	24	1.E+11	2.4E+12	<b>1.3</b>	1.2	6.1E+30	20	3.2	August
9	48	48	1.E+11	4.8E+12	2.7	2.0	1.2E+31	10	3.1	September
10	96	96	1.E+11	9.6E+12	5.4	2.0	2.4E+31	10	6.2	September
11	144	144	1.E+11	1.4E+13	8.1	1.5	3.6E+31	10	9.3	October
12	192	192	1.E+11	1.9E+13	10.8	1.3	4.9E+31	10	12.7	October
13	240	240	1.E+11	2.4E+13	13.4	1.3	6.1E+31	7	11.1	November

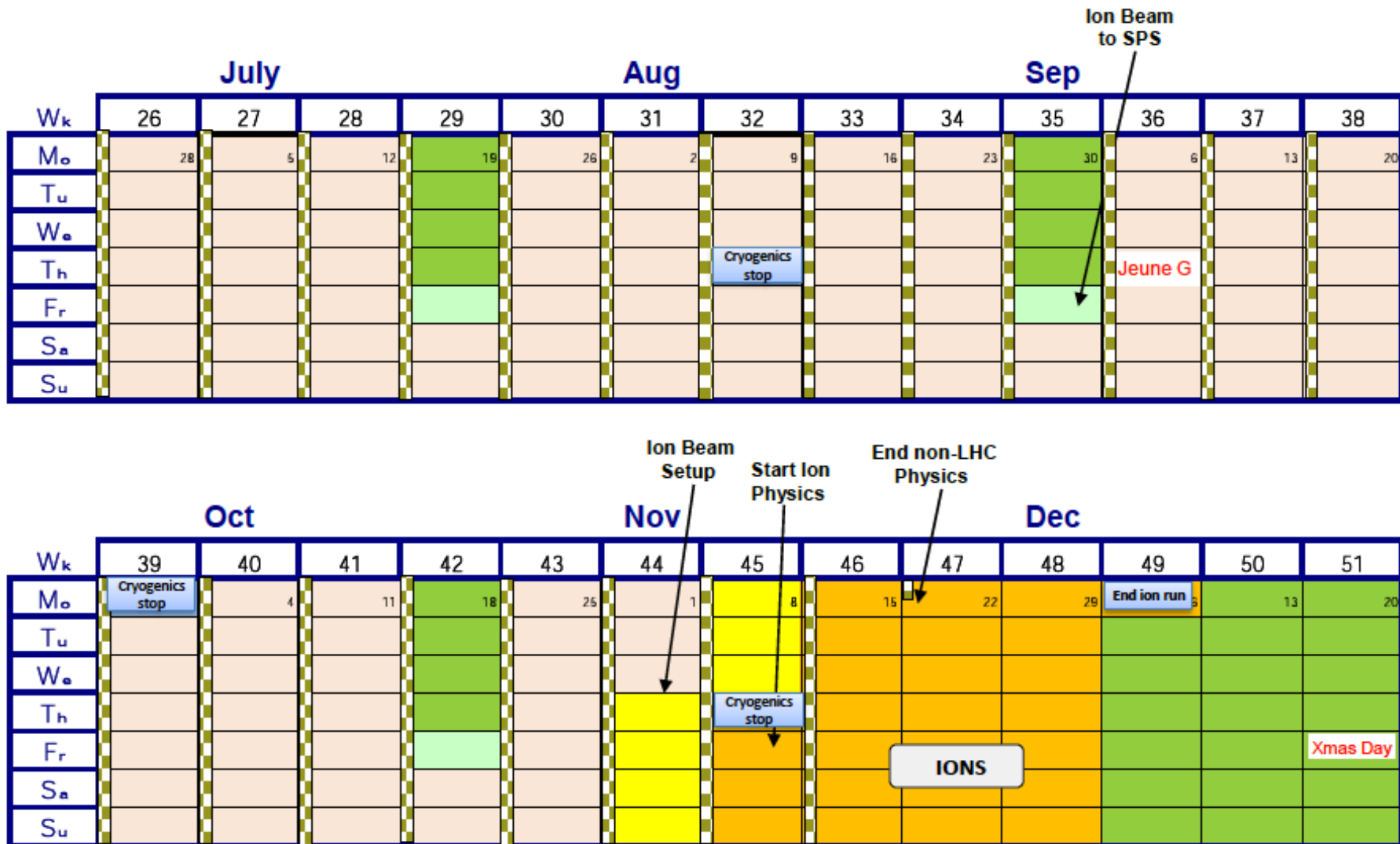
if not a similar table with lower bunch intensity, more bunches.

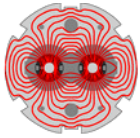
See 1 MJ as the damage threshold hence the hold over summer (plus some experts will be away)

Also need to gain experience and confidence before moving on



# 2010 – second half





# Early Heavy Ion Run Parameters

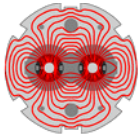
John Jowett

		Early (2010/11)	Nominal
$\sqrt{s}$ per nucleon	TeV	2.76	5.5
Initial Luminosity ( $L_0$ )	$\text{cm}^{-2}\text{s}^{-1}$	$1.25 \times 10^{25}$	$10^{27}$
Number of bunches		62	592
Bunch spacing	ns	1350	99.8
$\beta^*$	m	2	0.5
Pb ions/bunch		$7 \times 10^7$	$7 \times 10^7$
Transverse norm. emittance	$\mu\text{m}$	1.5	1.5
Luminosity half life (1,2,3 expts.)	h	$\tau_{\text{IBS}}=7-30$	8, 4.5, 3

Initial interaction rate: 100 Hz (10 Hz central collisions  $b = 0 - 5$  fm)

$\sim 10^8$  interaction/ $10^6$ s ( $\sim 1$  month)

In two years:  $2 \times 10^7$  central collisions, integrated luminosity  $25 \mu\text{b}^{-1}$



# 2011 – 3.5 TeV

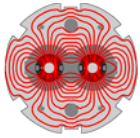
- Restart 4<sup>th</sup> February
- 9 months protons, 4 weeks ions
- Run flat out above  $1e32 \text{ cm}^{-2}\text{s}^{-1}$

	Nb	Ib	Total Intensity	MJ	beta* [m]	Peak Lumi [ $\text{cm}^{-2}\text{s}^{-1}$ ]	Int Lumi/month [ $\text{pb}^{-1}$ ]
50 ns	432	7 e10	3 e13	17	2.5	7.4e31	~59 (34)
Pushing intensity limit	796	7 e10	5.1e13	31	2.5	1.4e32	~109 (63)

↑  
17% nominal

↑  
HF ~ 0.2

- Certainly need to be delivering  $1e32 \text{ cm}^{-2}\text{s}^{-1}$  at least
- Should be able to deliver a total approaching  $1 \text{ fb}^{-1}$



# To 2014

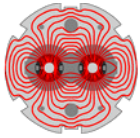
- 2012: splice consolidation etc.
- 2013: 6.5 TeV ~24% nominal intensity
- 2014: 7 TeV ~27% nominal intensity

Limits from phase 1 collimation

Year	Months	Energy	Beta [m]	lb	Nb	Peak lumi [cm <sup>-2</sup> s <sup>-1</sup> ]	Lumi/month [fb <sup>-1</sup> ]	Int Lumi/Year [fb <sup>-1</sup> ]
2010	8	3.5	5	10e10	240	4.3e31	-	0.1
2011	9	3.5	2.5	7e10	796	1.4e32	0.1	0.9
2012								
2013	7	6.5	1	1.1e11	720	1.3e33	1	7
2014	8	7	0.55	1.1e11	796	2.9e33	2	16

NB Illustrative numbers: beta\*, bunch intensity, number of bunches will be negotiable



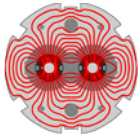


# Independent estimate

Courtesy of a more pessimistic but perhaps more realistic Massi Ferro-Luzzi who assumes a Hübner factor of 0.2

Year	Months	energy	beta	lb	Nb	Peak Lumi [cm <sup>-2</sup> s <sup>-1</sup> ]	Int Lumi/month [fb <sup>-1</sup> ]	Int Lumi/Year [fb <sup>-1</sup> ]
2010	6	3.5	2.5	7e10	720	1.0e32	-	0.1
2011	9	3.5	2.5	9e10	720	2.0e32	0.1	1
2012								
2013	6	6.5	1	9e10	720	9e32	0.45	2.7
2014	8	6.5	1	9e10	1404	1.7e33	0.6	5.3

In the same ball park



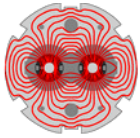
# 2015 – 2016 to nominal

Essentially dedicate 2015 to LINAC4, collimator upgrade etc.

Year	Months	energy	beta	lb	Nb	Peak Lumi [cm <sup>-2</sup> s <sup>-1</sup> ]	Lumi per month [fb <sup>-1</sup> ]	Int Lumi Year [fb <sup>-1</sup> ]
2016	~9	7	0.55	11e10	2808	1e34	6.7	~60



Might hope to hit nominal in 2016



# Beyond 2016/17

## ■ Assumptions

- Booster, PS at increased injection energy plus LINAC4 are good for ultimate (after a suitable commissioning period)
- $\sim 1.7 \times 10^{11}$  can be handled by the SPS
- LHC can handled ultimate intensity
  - Ultimate intensity is challenging for the LHC. Many systems at technological limits with little or no margin.



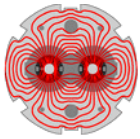
Stay at or around nominal

Able to push towards ultimate

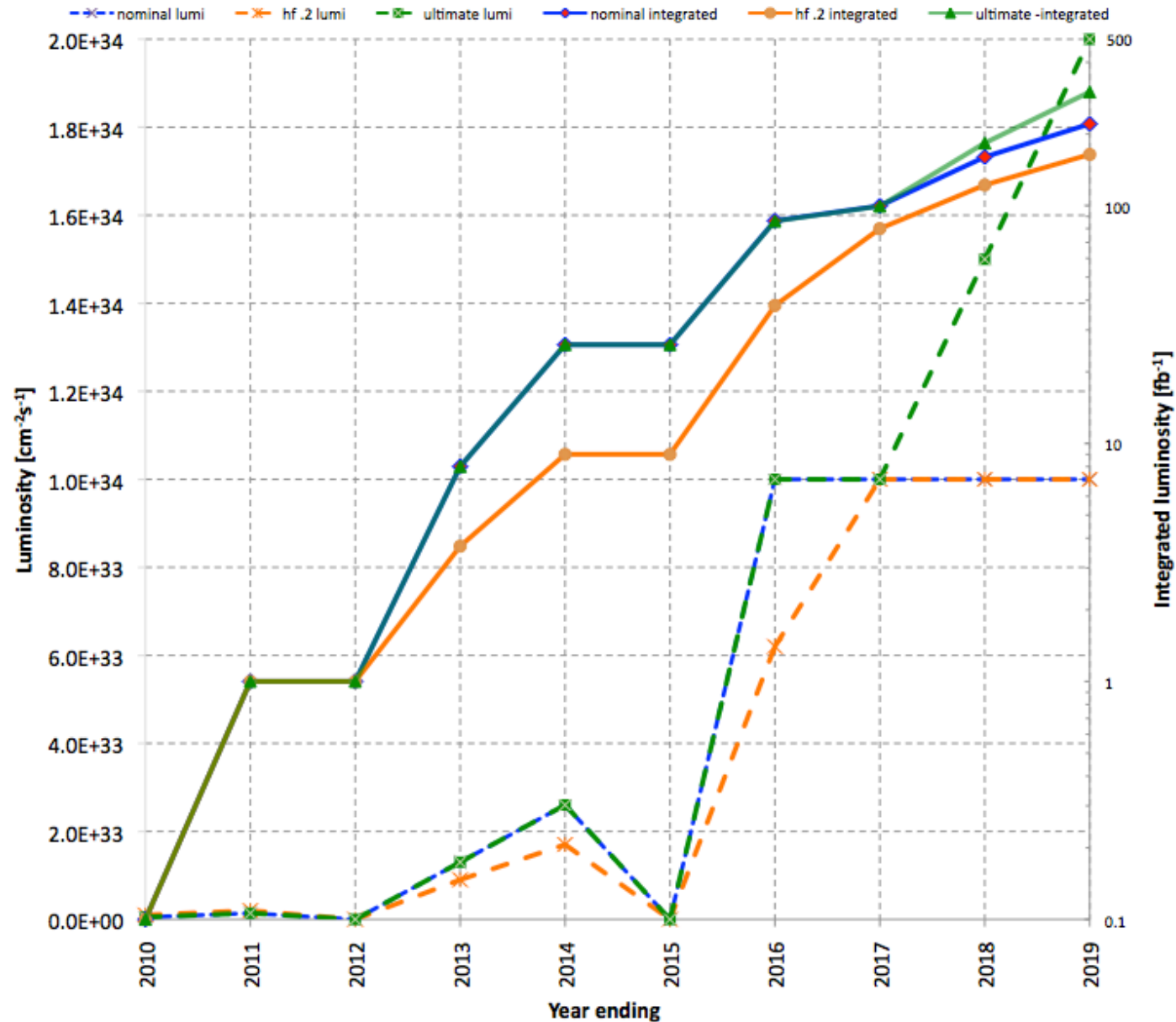
Year	Months	Int Lumi [fb <sup>-1</sup> ]
2017	2	13
2018	9	60
2019	9	60

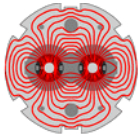


Year	Months	Int Lumi [fb <sup>-1</sup> ]
2017	2	13
2018	9	84
2019	9	117



# 2010 - 2019

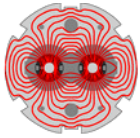




# Summary

---

- 2010 toward  $1e32 \text{ cm}^{-2}\text{s}^{-1}$
- 2011 at or above  $1e32 \text{ cm}^{-2}\text{s}^{-1}$
- 2012 – splice consolidation and collimation prep.
- 2013 – 6.5 TeV ~24% nominal
- 2014 – 7 TeV ~27% nominal
- 2015 – LINAC4, CMS, collimation phase 2
- 2016: 7 TeV – towards nominal performance
- 2017: long shutdown – short run
- 2018 – 2019 either:
  - a) at or around nominal luminosity
  - b) or push towards ultimate
- 2020 – 2022 – HL-LHC

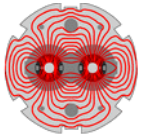


# Conclusions

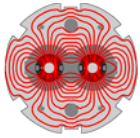
---

- Good start, lots still to sort out, lots to understand.
- As we push up in stored beam energy - going to have to make sure there is 100% machine protection coverage
  - This will require some patience
- Targets for the next year and a half are clearly defined.
  - And well absorbed on the machine side
- Provisional planning until 2019 has been presented
- Ramifications of 19<sup>th</sup> September are still with us - this will take time to fix properly
- Luminosity estimates have been presented
  - All numbers to be treated with a modicum of circumspection

**The prospects are good!**




# BACKUP



# Safety critical aspects of the Dump System

---

- 
- A vertical arrow pointing upwards, colored with a gradient from yellow at the bottom to red at the top, indicating increasing importance or safety criticality.
- Signal from beam interlock system and triggering
    - No trigger = no beam dump
  - Energy tracking
    - Potentially catastrophic (whole beam at “any” amplitude)
  - Extraction kicker retriggering after single kicker erratic
    - No retriggering could put whole 7 TeV beam at  $\sim 10\sigma$
  - Mobile protection device setting
    - Wrong w.r.t. orbit exposes LHC arc / triplets / collimators.
  - System self-tests and post-mortem
    - Undetected ‘dead’ MKD severely reduces reliability
  - Aperture, optics and orbit
    - Dump with bad orbit could damage extraction elements MSD, TCDS or MKB
  - Extraction – dilution kicker connection and sweep form
    - Insufficient dilution could damage TDE, BTVDD and TDE entrance window
  - Abort gap ‘protection’
    - Beam in the abort gaps risks quench, or TCT/LHC damage if TCDQ position error
  - Fault tolerance with 14/15 extraction kickers
    - The system is designed to operate safely with only 14 out of the 15 MKDs

**Nearly all aspects need beam commissioning (validation or optimisation)**



