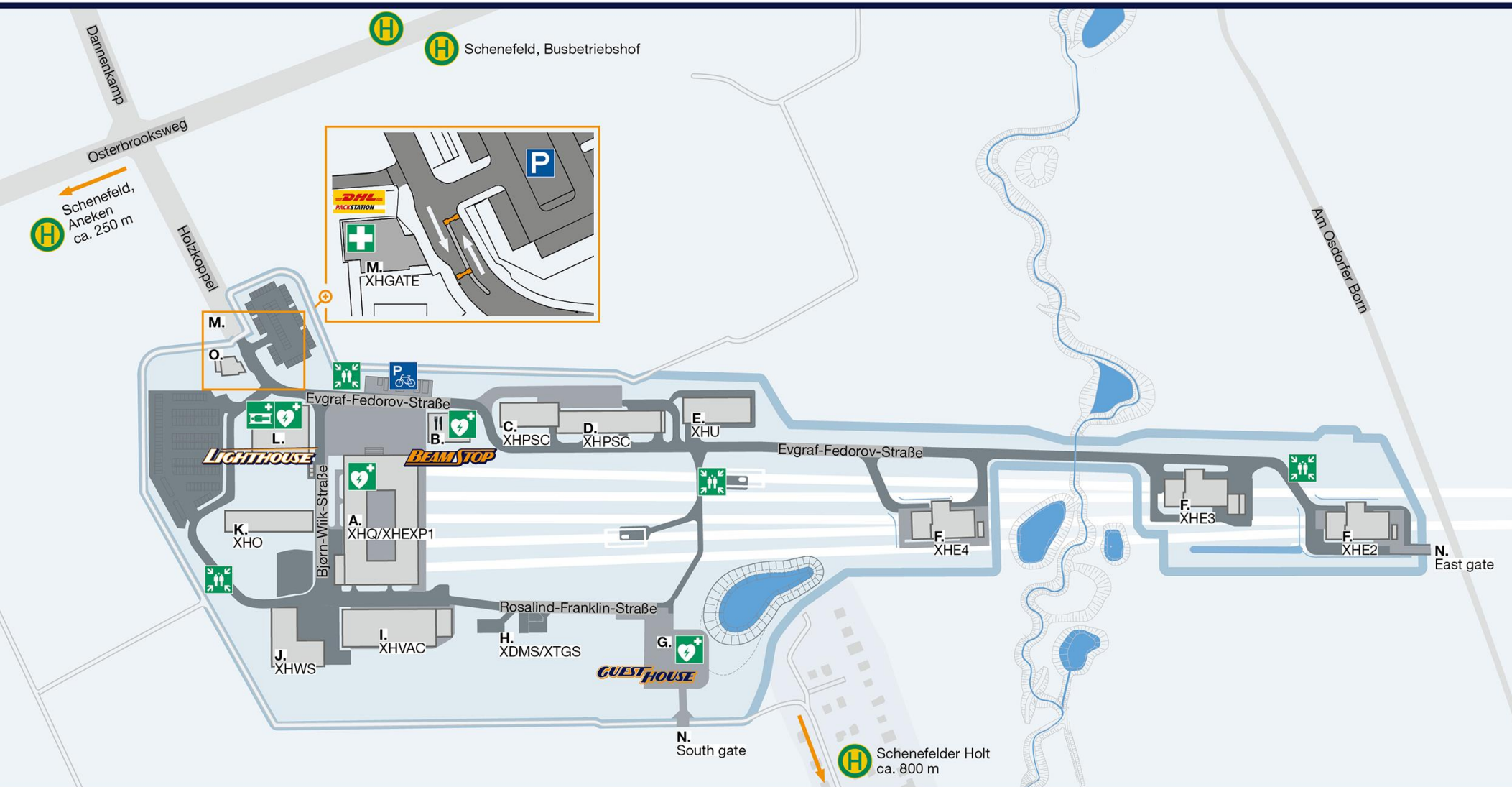






Campus map

European XFEL



- A** Headquarters/experiment hall (XHQ/XHEXP1)
- B** BeamStop restaurant and cafeteria
- C** Central electrical station (XHPSC)
- D** Pump station and cooling (XHPSC)
- E** Undulator hall (XHU)
- F** Tunnel entrance buildings (XHE2-4)
- G** Guest House (XHG)

- H** Dangerous materials store (XDMS) and technical gas storage (XTGS)
- I** Ventilation and air conditioning (XHVAC)
- J** Central workshop and storage (XHWS)
- K** Office building (XHO)
- L** Lighthouse Visitor and Conference Centre, Xcool Lab (XHV)
- M** Main entrance and gate house (XHGATE)
- N** Side entrance

-  First Aid
-  Assembly point
-  Automated external defibrillator (AED)
-  Stretcher